



Innovative technologies and data analysis can give us the answers to nine basic questions

Roy Lilley, *NHS expert commentator*

www.chks.co.uk



www.roylilley.co.uk

www.roylilley.co.uk





CHANGE

www.roylilley.co.uk

EXHIBIT ES-1. OVERALL RANKING

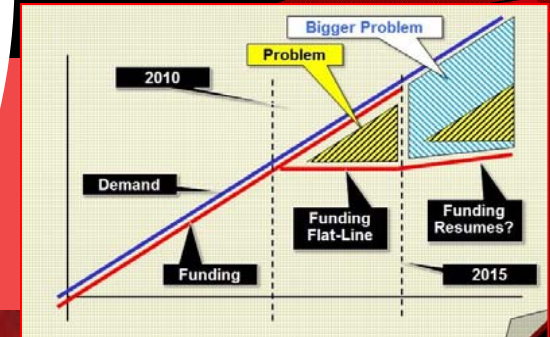
COUNTRY RANKINGS

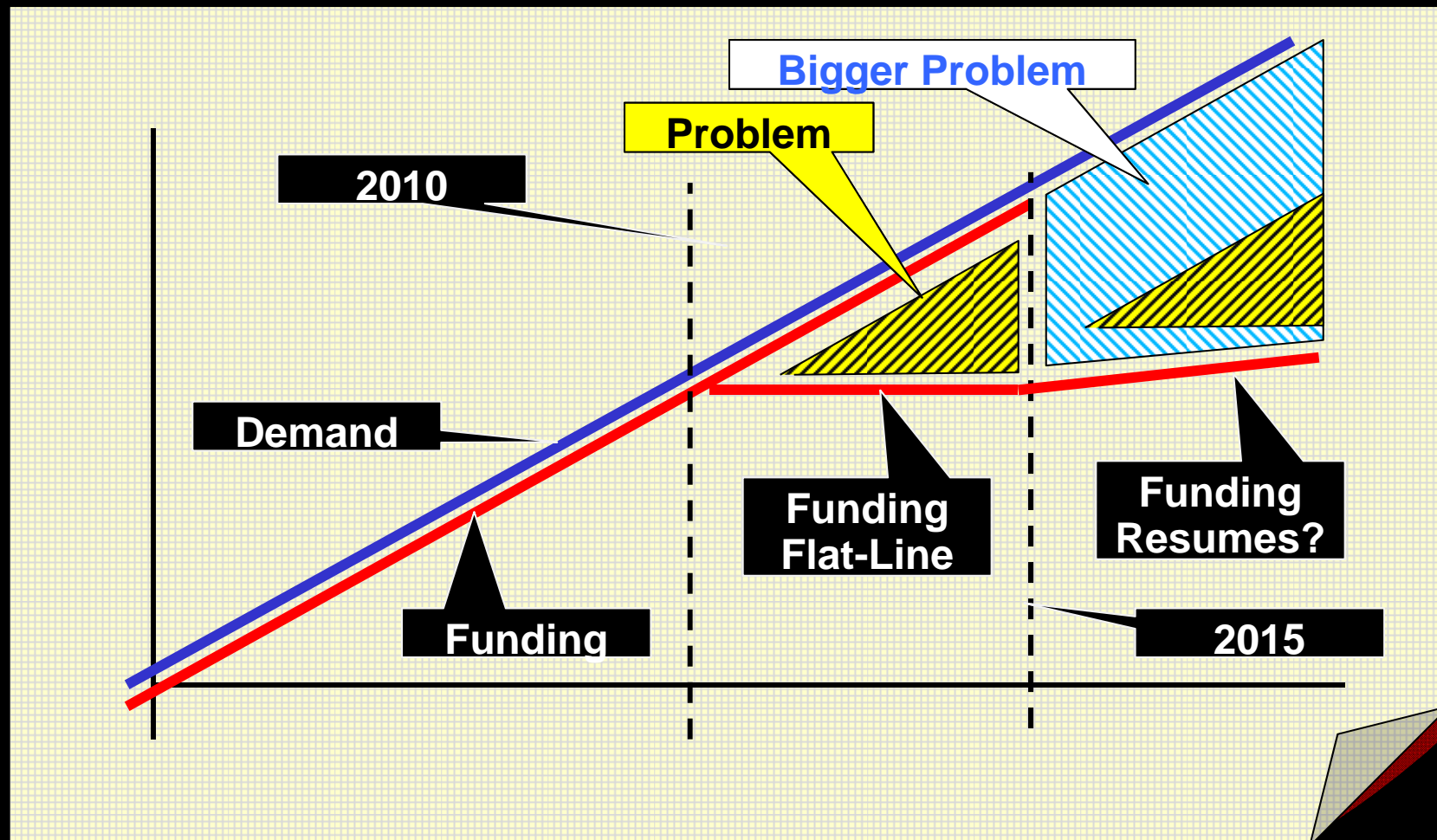
| |
|-----------|
| Top 2* |
| Middle |
| Bottom 2* |

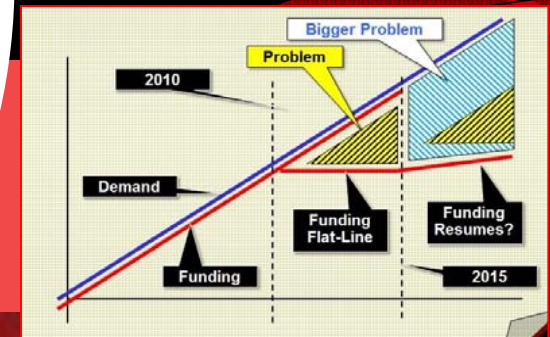

| |  |  |  |  |  |  |  |  |  |  |  |
|---|---|---|---|--|---|---|---|---|---|---|---|
| | AUS | CAN | FRA | GER | NETH | NZ | NOR | SWE | SWIZ | UK | US |
| OVERALL RANKING (2013) | 4 | 10 | 9 | 5 | 5 | 7 | 7 | 3 | 2 | 1 | 11 |
| Quality Care | 2 | 9 | 8 | 7 | 5 | 4 | 11 | 10 | 3 | 1 | 5 |
| Effective Care | 4 | 7 | 9 | 6 | 5 | 2 | 11 | 10 | 8 | 1 | 3 |
| Safe Care | 3 | 10 | 2 | 6 | 7 | 9 | 11 | 5 | 4 | 1 | 7 |
| Coordinated Care | 4 | 8 | 9 | 10 | 5 | 2 | 7 | 11 | 3 | 1 | 6 |
| Patient-Centered Care | 5 | 8 | 10 | 7 | 3 | 6 | 11 | 9 | 2 | 1 | 4 |
| Access | 8 | 9 | 11 | 2 | 4 | 7 | 6 | 4 | 2 | 1 | 9 |
| Cost-Related Problem | 9 | 5 | 10 | 4 | 8 | 6 | 3 | 1 | 7 | 1 | 11 |
| Timeliness of Care | 6 | 11 | 10 | 4 | 2 | 7 | 8 | 9 | 1 | 3 | 5 |
| Efficiency | 4 | 10 | 8 | 9 | 7 | 3 | 4 | 2 | 6 | 1 | 11 |
| Equity | 5 | 9 | 7 | 4 | 8 | 10 | 6 | 1 | 2 | 2 | 11 |
| Healthy Lives | 4 | 8 | 1 | 7 | 5 | 9 | 6 | 2 | 3 | 10 | 11 |
| Health Expenditures/Capita, 2011** | \$3,800 | \$4,522 | \$4,118 | \$4,495 | \$5,099 | \$3,182 | \$5,669 | \$3,925 | \$5,643 | \$3,405 | \$8,508 |

Notes: * Includes ties. ** Expenditures shown in \$US PPP (purchasing power parity); Australian \$ data are from 2010.

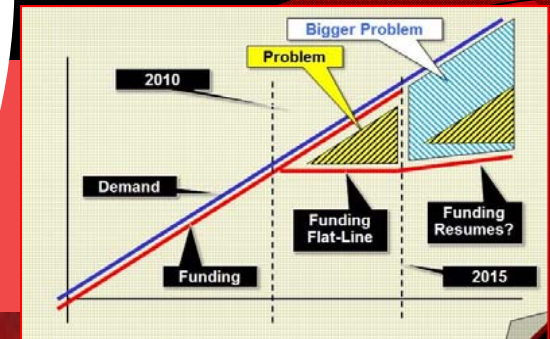
Source: Calculated by The Commonwealth Fund based on 2011 International Health Policy Survey of Sicker Adults; 2012 International Health Policy Survey of Primary Care Physicians; 2013 International Health Policy Survey; Commonwealth Fund National Scorecard 2011; World Health Organization; and Organization for Economic Cooperation and Development, OECD Health Data, 2013 (Paris: OECD, Nov. 2013).







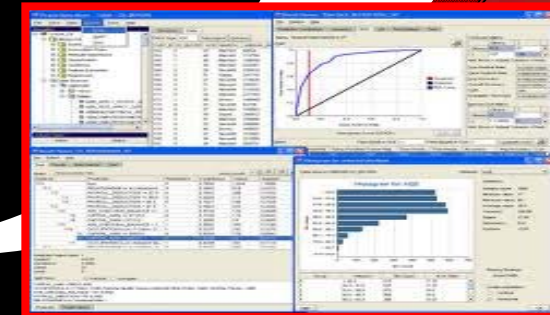
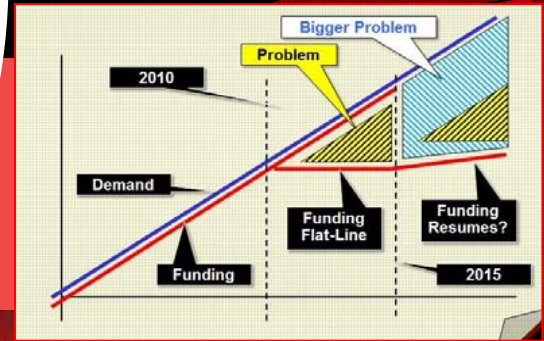




Are we kidding ourselves?



- The correct size 12 is:
34:26:36
- Wallis 36 : 28 : 39
- Oasis 35 : 27 : 38
- Next 34 : 26 : 37
- M&S 35: 28½ : 37½





Choluteca Bridge Honduras

The background is black with several overlapping red and grey shapes. A large, semi-transparent grey rectangular block is tilted diagonally across the center. Behind it, there are red curved lines and a wireframe sphere. The URL 'www.roylilley.co.uk' is written in yellow text across the grey block.

www.roylilley.co.uk

www.roylilley.co.uk